



Acme Sanitary Ware Co Ltd


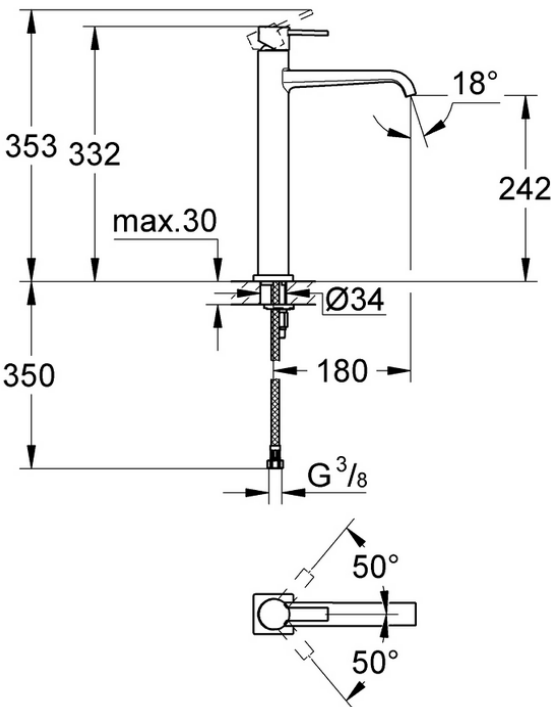

Acme Building, 22-28 Nanking Street, Kowloon, Hong Kong
 Tel: 2388 7171 Fax: 2710 8012
 E-mail: acme@acmesanitary.com.hk
 Website: www.acmesanitaryware.com.hk



Pure Freude
an Wasser

PROJECT		REF		REV	ITEM CODE	
LOCATION		DATE			PAGE	

SANITARY WARE SPECIFICATION SHEET

Item Descriptions	GROHE (Germany) "Allure" Single-lever chrome plated free stand basin mixer 1/2" XL-Size	<div>Illustration/ Drawing</div> <div></div>
Dimensions	L180 x H353 mm	
Model	23403000	
Finish	Chrome Plated	
Country of origin	Germany	
Manufacturer	GROHE Limited	
Supplier	Acme Sanitary Ware Co. Ltd Mr. Eric Wong/ Mr. Don Yuen	
Contact Tel/Fax	(852) 2388-7171 / (852) 2710-8012	<div></div>
E-mail	acme@acmesanitary.com.hk	
Website	www.acmesanitary.com.hk	
<div>"Allure" Basin mixer 1/2 " XL-Size</div> <div><ul style="list-style-type: none">• monobloc installation• metal lever• for free-standing basins• 28 mm ceramic cartridge with GROHE SilkMove• GROHE StarLight chrome finish• GROHE EcoJoy 6.0 l/min. flow limiter• GROHE QuickFix Plus installation system• smooth body• projection 180 mm• flexible connection hoses• temperature limiter</div> <div></div>		

Note:

* All information of the above is for the reference only. No prior notice is made if any changes.



Acme Sanitary Ware Co Ltd

Acme Building, 22-28 Nanking Street, Kowloon, Hong Kong

Tel: 2388 7171 Fax: 2710 8012

E-mail: acme@acmesanitaryware.com.hk

Website: www.acmesanitaryware.com.hk



Pure Freude
an Wasser

PROJECT		REF		REV	ITEM CODE	
LOCATION		DATE			PAGE	

SANITARY WARE SPECIFICATION SHEET

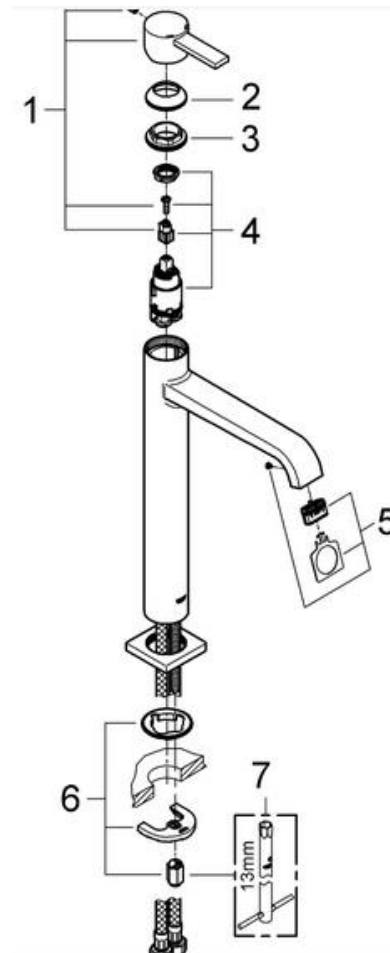
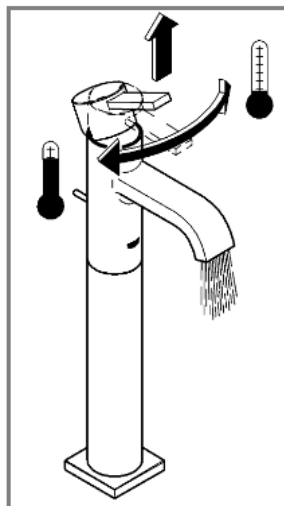
GROHE ALLURE



BEAUTY MEETS FUNCTION

Perfectly balanced proportions on the outside and technically advanced on the inside – Allure unites inherent beauty with unmatched performance. Cylindrical bodies rise from square and rectangular base plates adding to its minimalist appeal, while the collection offers a choice of two handle styles – a flat lever or a tri-spoke design – to meet your exacting requirements.

Faucets and fittings in this collection illustrate our commitment to unrivalled quality in the bathroom.



GROHE EcoJoy with water-saving function for reduced consumption

GROHE EcoJoy reduces water consumption by up to 50% without compromising on performance. Whenever you turn on your tap, you will enjoy a full jet of water while saving money nonetheless.

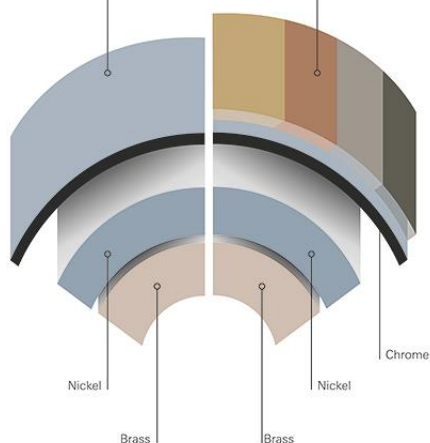


GROHE QuickFix Plus quick and easy installation in a few simple steps

Save time on the installation of your tap with GROHE QuickFix Plus. Consisting of fewer parts, our new system makes the installation process quicker and easier than ever.

GROHE StarLight®
Chrome

GROHE PVD
10x more scratch resistance
3x more surface hardness



GROHE surface
hardness



GROHE scratch
resistance



Pos.-nr.	Prod. description	Order-nr.
1	Lever	46610000
2	Cap	46581000
3	Fitting ring	07419000
4	Cartridge	46580000
5	Mousseur	13220000
6	Shank fastening assembly	46645000
7	Mounting wrench	19017000*
* Optional accessories		

Note:

* All information of the above is for the reference only. No prior notice is made if any changes.